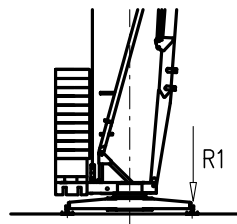


GRU A MONTAGGIO RAPIDO  
 GRUE A MONTAGE RAPIDE  
 GRUA DE RAPIDO MONTAJE  
 GRUA DE MONTAGEM RAPIDA  
 QUICK SELFERECTING CRANE  
 HYDRAULISCHER SCHNELLMONTAGEKRAN

Curve di carico – Courbes de charges – Load diagrams – LastKurven – Curvas de cargas

	<table border="1"> <tr> <td>3</td> <td>25</td> <td>30,3</td> <td>m</td> <td>OP</td> <td>3</td> <td>25</td> <td>30,3</td> <td>m</td> </tr> <tr> <td>800</td> <td>800</td> <td>800</td> <td>kg</td> <td></td> <td>1000</td> <td>1000</td> <td>1000</td> <td>kg</td> </tr> </table>	3	25	30,3	m	OP	3	25	30,3	m	800	800	800	kg		1000	1000	1000	kg			
3	25	30,3	m	OP	3	25	30,3	m														
800	800	800	kg		1000	1000	1000	kg														
	<table border="1"> <tr> <td>3</td> <td>10.3</td> <td>12</td> <td>16</td> <td>20</td> <td>24</td> <td>28</td> <td>31</td> <td>m</td> </tr> <tr> <td>4000</td> <td>4000</td> <td>3290</td> <td>2290</td> <td>1735</td> <td>1380</td> <td>1135</td> <td>1000</td> <td>kg</td> </tr> </table>	3	10.3	12	16	20	24	28	31	m	4000	4000	3290	2290	1735	1380	1135	1000	kg			
3	10.3	12	16	20	24	28	31	m														
4000	4000	3290	2290	1735	1380	1135	1000	kg														
	<table border="1"> <tr> <td>3</td> <td></td> <td>18.5</td> <td>20</td> <td>24</td> <td>28</td> <td>31</td> <td>m</td> </tr> <tr> <td>2000</td> <td></td> <td>2000</td> <td>1865</td> <td>1500</td> <td>1240</td> <td>1100</td> <td>kg</td> </tr> </table>	3		18.5	20	24	28	31	m	2000		2000	1865	1500	1240	1100	kg					
3		18.5	20	24	28	31	m															
2000		2000	1865	1500	1240	1100	kg															
	<table border="1"> <tr> <td>3</td> <td>15.5</td> <td>16</td> <td>20</td> <td>24</td> <td>28</td> <td>31</td> <td>m</td> </tr> <tr> <td>2500</td> <td>2500</td> <td>2445</td> <td>1865</td> <td>1500</td> <td>1240</td> <td>1100</td> <td>kg</td> </tr> </table>	3	15.5	16	20	24	28	31	m	2500	2500	2445	1865	1500	1240	1100	kg					
3	15.5	16	20	24	28	31	m															
2500	2500	2445	1865	1500	1240	1100	kg															
	<table border="1"> <tr> <td>3</td> <td>11.3</td> <td>14.4</td> <td>m</td> </tr> <tr> <td>4000</td> <td>4000</td> <td>3000</td> <td>kg</td> </tr> </table>	3	11.3	14.4	m	4000	4000	3000	kg	<table border="1"> <tr> <td>3</td> <td>14.4</td> <td>m</td> </tr> <tr> <td>2000</td> <td>2000</td> <td>kg</td> </tr> </table> <table border="1"> <tr> <td>3</td> <td>14.4</td> <td>m</td> </tr> <tr> <td>2500</td> <td>2500</td> <td>kg</td> </tr> </table>	3	14.4	m	2000	2000	kg	3	14.4	m	2500	2500	kg
3	11.3	14.4	m																			
4000	4000	3000	kg																			
3	14.4	m																				
2000	2000	kg																				
3	14.4	m																				
2500	2500	kg																				

Reazioni – Reactions – Réactions – Eckdrücke – Reacciones

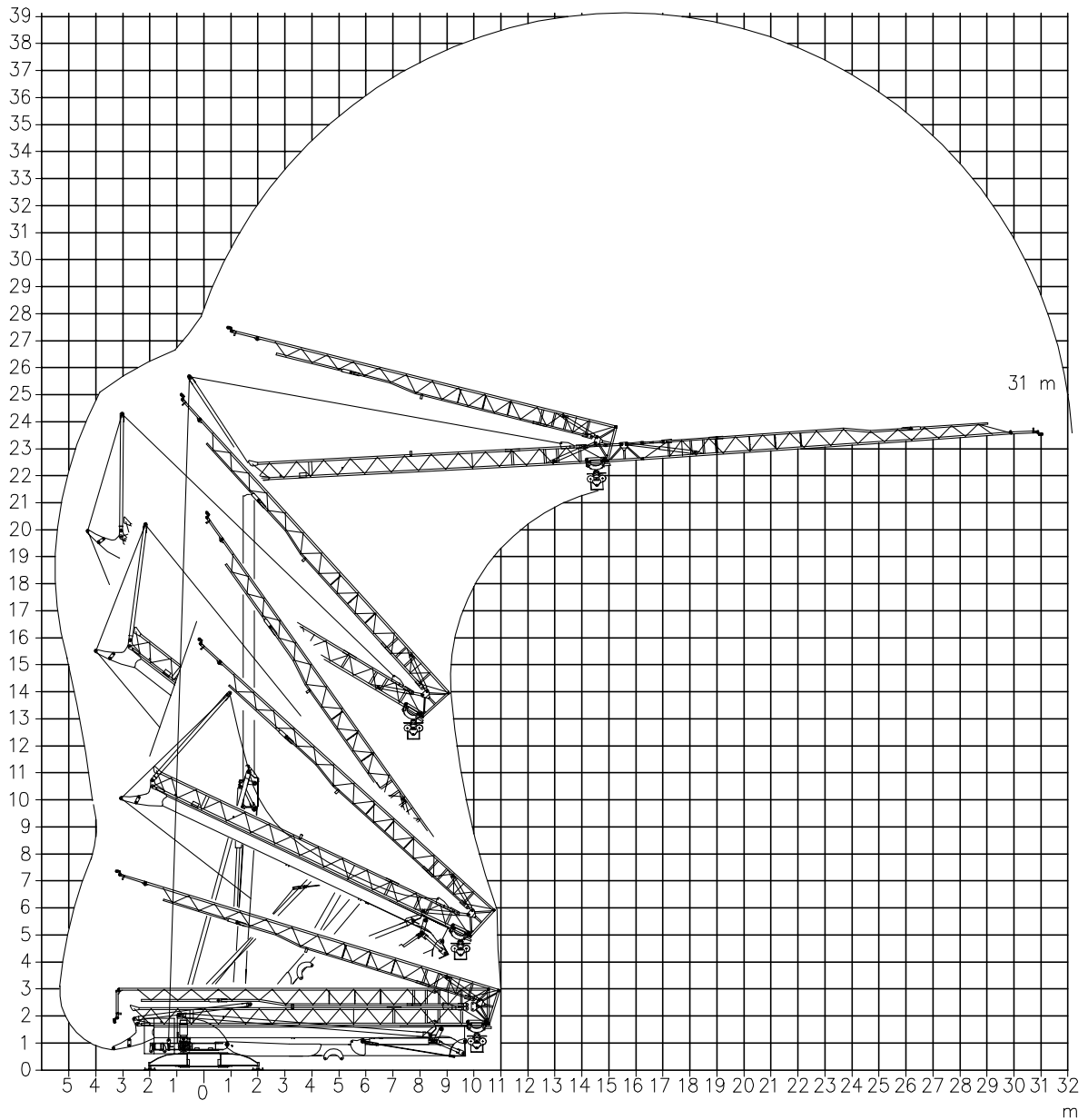


R1 ● 22 t ■ 15 t

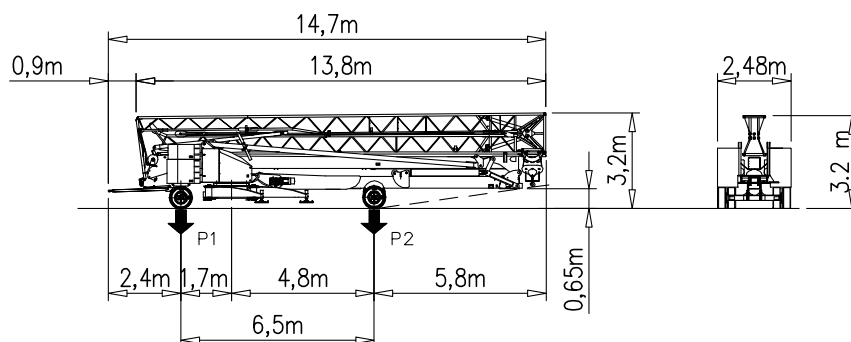
▲ 12.7 t ○ 25.6 t

- |                               |                                       |                                      |
|-------------------------------|---------------------------------------|--------------------------------------|
| ● Reazioni in servizio        | ● Reactions in service                | ● Réactions en service               |
| ■ Reazioni fuori servizio     | ■ Reactions out of service            | ■ Réactions hors service             |
| ▲ Peso della gru senza assali | ▲ Dead weight without transport axles | ▲ Poids de construction sans essieux |
| ○ Peso zavorra rotante        | ○ Ballast weight                      | ○ Poids du lest                      |
- 
- |  |  |   |
|--|--|---|
| ● Reaktionskräfte in betrieb               | ● Reacciones en servicio                 | ● Em serviço                              |
| ■ Reaktionskräfte außer betrieb            | ■ Reacciones fuera de servicio           | ■ Fora de serviço                         |
| ▲ Konstruktionsgewicht ohne transportachse | ▲ Peso de la grua sin tren de transporte | ▲ Peso de la grua sem carro de transporte |
| ○ Ballastgewicht                           | ○ Peso de lastre                         | ○ Peso de lastre rotativo                 |

Montaggio – Montage – Erection – Montage – Montaje


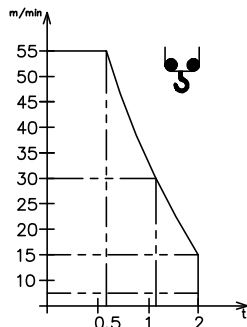
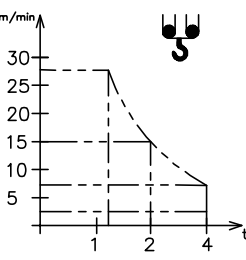
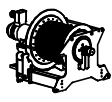




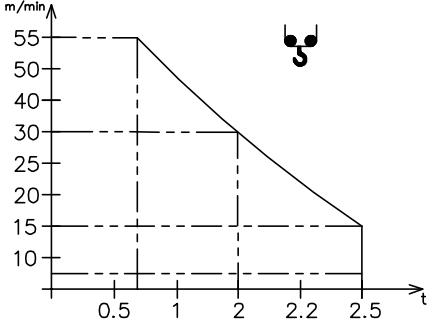
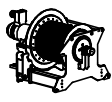

Trasporto – Transport – Transport – Transport – Transporte









P1	Kg	9260
P2	Kg	9840
Ptot	Kg	19100

Meccanismi – Mechanisms – Mécanismes – Antriebe – Mecanismos

V12.40  Sollevamento Hoisting Levage Heben Elevaciòn Elevaçao	m/min							V12.40  8.8 kW (12 Hp)  18 kVA  
		t	4	15	30			
	m/min							
		t	2	7.5	15			

V15.45  Sollevamento Hoisting Levage Heben Elevaciòn Elevaçao	m/min						V15.45  11 kW (15 Hp)  20 kVA  
		t	4	15	30		
	m/min						
		t	2.5	2.5	2.0		

Carrello Trolleying Distribuciòn			1a	0 → 45	m/min	2.2 kW / 3 kW
			2a			
			3a			
			1a	0 → 17	m/min	3 kW
			2a			
			3a			
	1a	0 → 17	m/min	3 kW		
	2a					
	3a					
Rotazione Slewing Orientaciòn			1a	0 → 0.8	giri/min tr/min rp/min	2.2 kW
			2a			
			3a			
			3a			

Rete elettrica – Réseau – Mains supply – Netzstrom – Red	400V – 50 Hz
--	--------------

Potenza elettrica necessaria – Puissance électrique nécessaire Necessary electric power – Anschlusswert – Potencia electrica necesaria	V12.40 18 kVA V15.45 20 kVA
---	--------------------------------

Conforme alla direttiva 2000/14/CE sul livello acustico Conforme à la directive 2000/14/CE sur le niveau acoustique In compliance with the 2000/14/CE instruction on noise level Gemäss EWG-Richtlinie 2000/14/CE über Schall-Leistungspegel Conforme con la directiva 2000/14/CE sobre el nivel acustico	FEM 1.001-A3
---	--------------


 FMgru s.r.l.  
 via Emilia 11-29010 Pontenure PC ITALY  
 tel. 0523/510446 ric.aut. fax 0523/510365  
 www.fmgru.it e-mail: info@fmgru.com



Documento commerciale non contrattuale  
Per tutte le informazioni tecniche riferirsi  
alle corrispondenti istruzioni

Unverbindliches Vertriebsdokument.  
Für technische Informationen, siehe die  
entsprechenden Anweisungen.

This commercial document is not legally  
binding. For any technical information, please  
refer to the corresponding instructions.

Documento comercial no contractual  
Para cualquier información técnica,  
ver la noticia correspondiente.

Code: 15ICA37B61A0	
Ed.	Rev
1	24.07.06 1
	19.03.10